

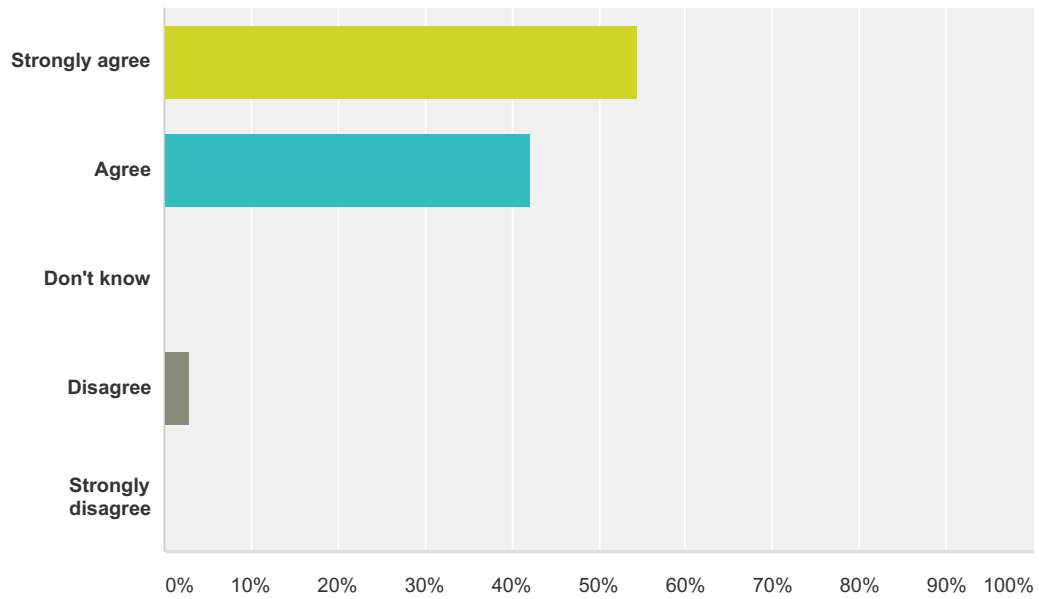
Q1 Please select the grade level of your child. The survey will be the most effective if you answer the questions separately for each child in your family.

Answered: 387 Skipped: 0

Answer Choices	Responses	
Transitional Kindergarten/Kindergarten	12.66%	49
First Grade	21.96%	85
Second Grade	18.09%	70
Third Grade	15.25%	59
Fourth Grade	18.86%	73
Fifth Grade	13.18%	51
Total	387	

Q2 My child enjoys going to school.

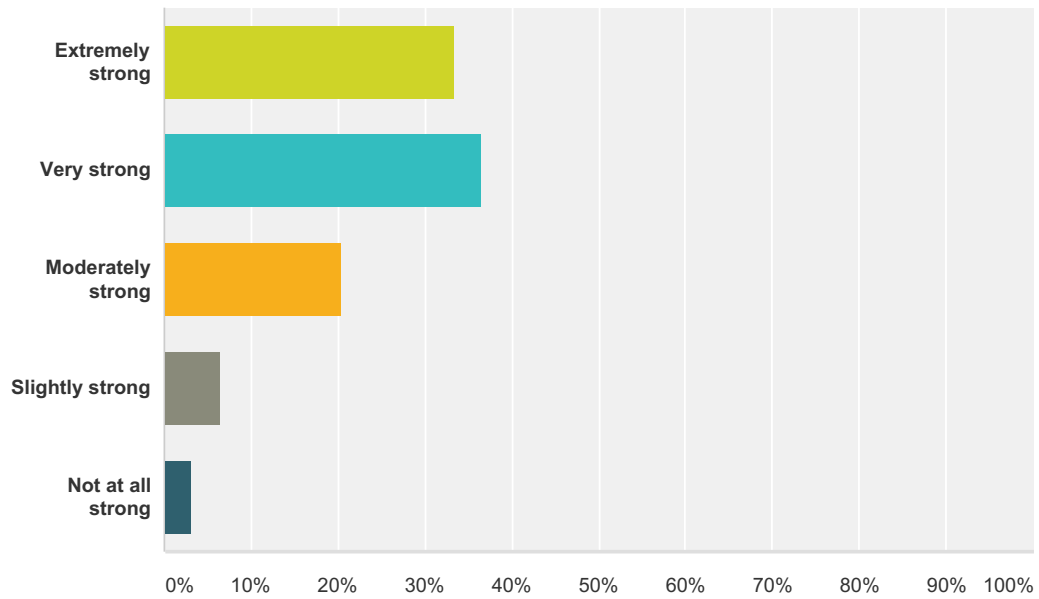
Answered: 387 Skipped: 0



Answer Choices	Responses
Strongly agree	54.52% 211
Agree	42.12% 163
Don't know	0.26% 1
Disagree	2.84% 11
Strongly disagree	0.26% 1
Total	387

Q3 How strong are the relationships between your child and his/her teachers at this school?

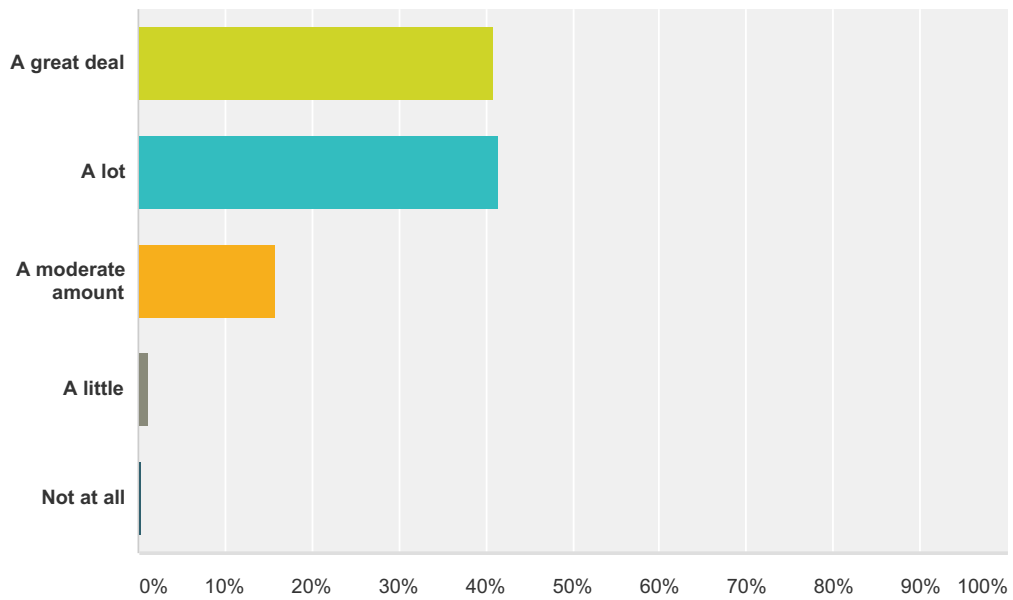
Answered: 386 Skipped: 1



Answer Choices	Responses	Count
Extremely strong	33.42%	129
Very strong	36.53%	141
Moderately strong	20.47%	79
Slightly strong	6.48%	25
Not at all strong	3.11%	12
Total		386

Q4 How much does Twelve Bridges help its students achieve their potential?

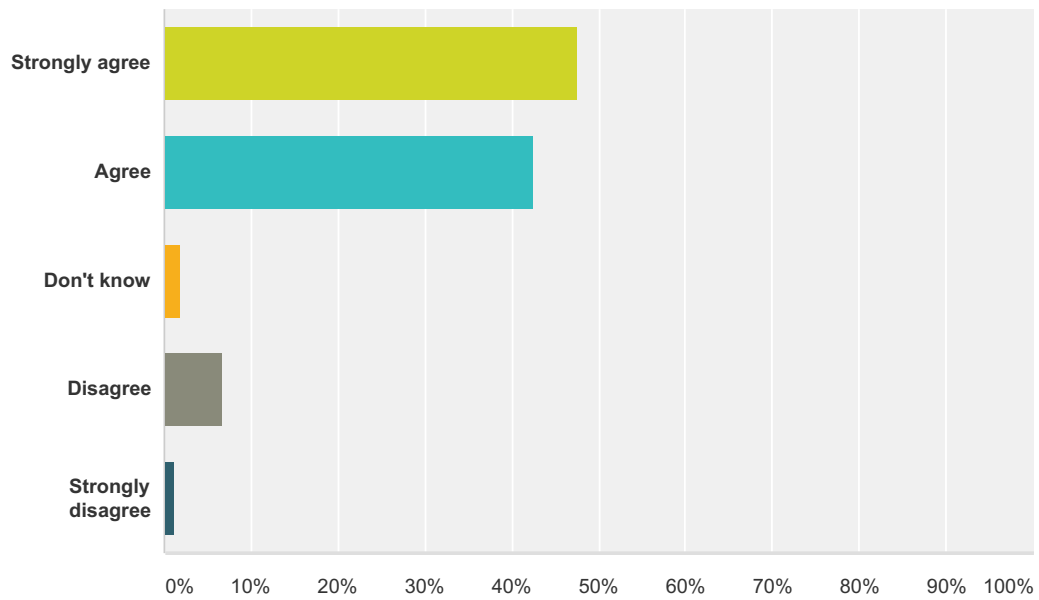
Answered: 386 Skipped: 1



Answer Choices	Responses	
A great deal	40.93%	158
A lot	41.45%	160
A moderate amount	15.80%	61
A little	1.30%	5
Not at all	0.52%	2
Total		386

Q5 My child's teacher communicates with me about my child's progress.

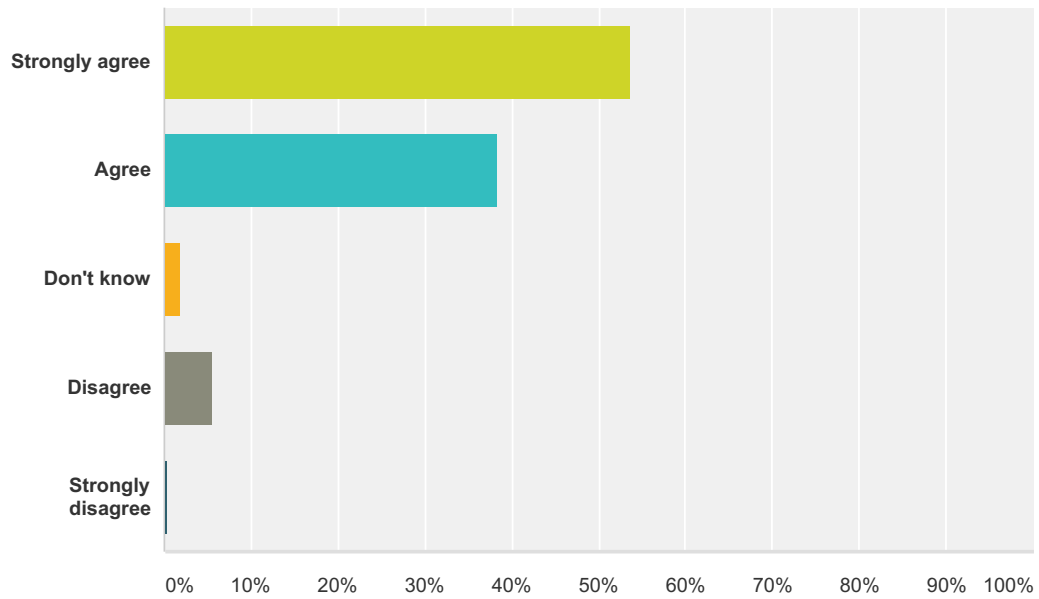
Answered: 386 Skipped: 1



Answer Choices	Responses
Strongly agree	47.67% 184
Agree	42.49% 164
Don't know	1.81% 7
Disagree	6.74% 26
Strongly disagree	1.30% 5
Total	386

Q6 My child's teacher communicates to families about classroom events and curriculum.

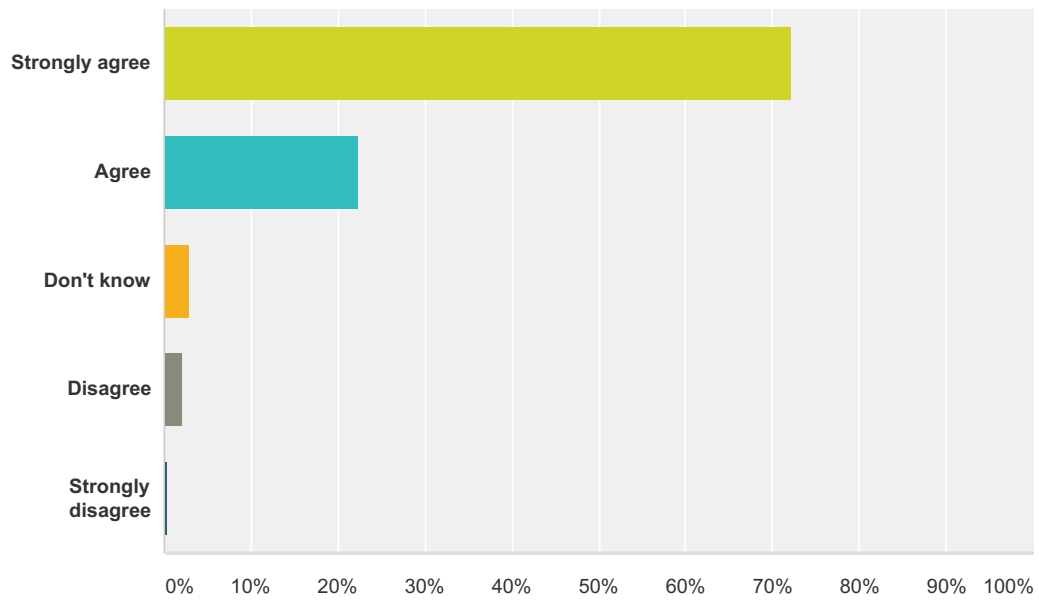
Answered: 386 Skipped: 1



Answer Choices	Responses
Strongly agree	53.63% 207
Agree	38.34% 148
Don't know	1.81% 7
Disagree	5.70% 22
Strongly disagree	0.52% 2
Total	386

Q7 I feel comfortable contacting my child's teacher.

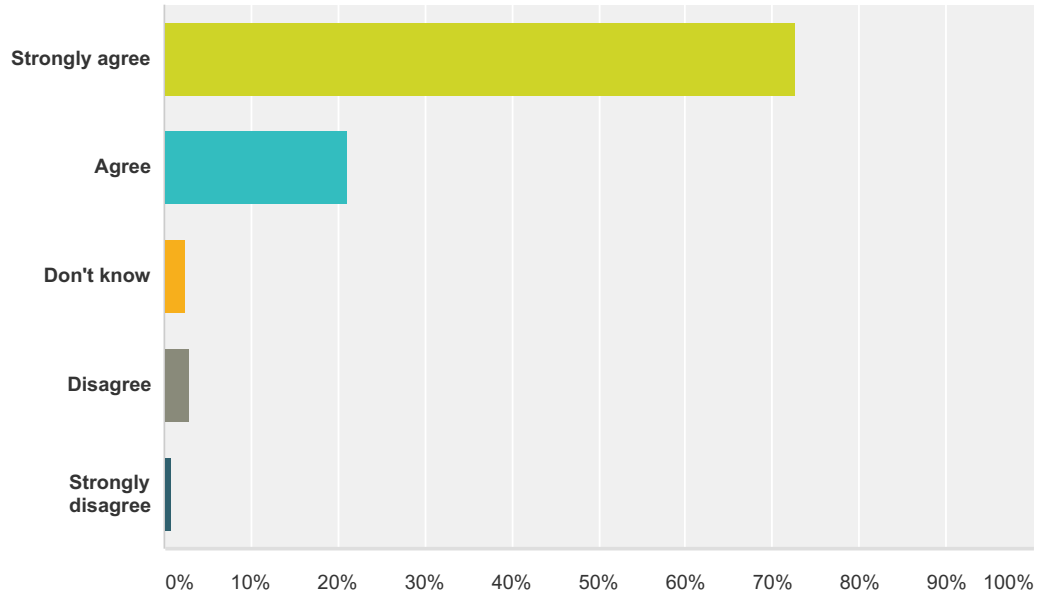
Answered: 384 Skipped: 3



Answer Choices	Responses
Strongly agree	72.14% 277
Agree	22.40% 86
Don't know	2.86% 11
Disagree	2.08% 8
Strongly disagree	0.52% 2
Total	384

Q8 When I contact my child's teacher, I typically receive a response within 24 hours.

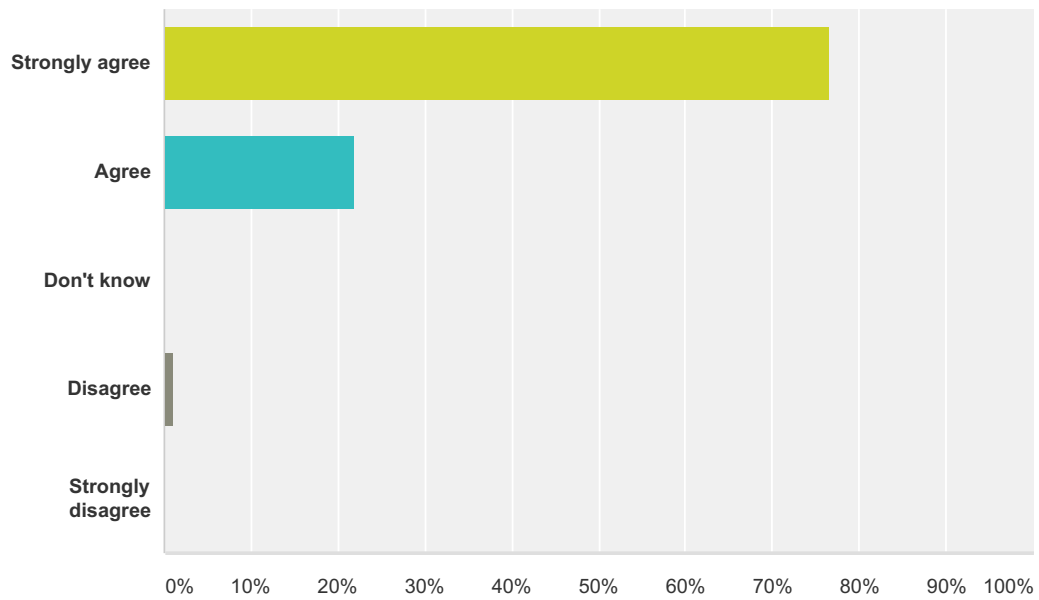
Answered: 387 Skipped: 0



Answer Choices	Responses	Count
Strongly agree	72.61%	281
Agree	21.19%	82
Don't know	2.58%	10
Disagree	2.84%	11
Strongly disagree	0.78%	3
Total		387

Q9 I am kept informed of school news and events.

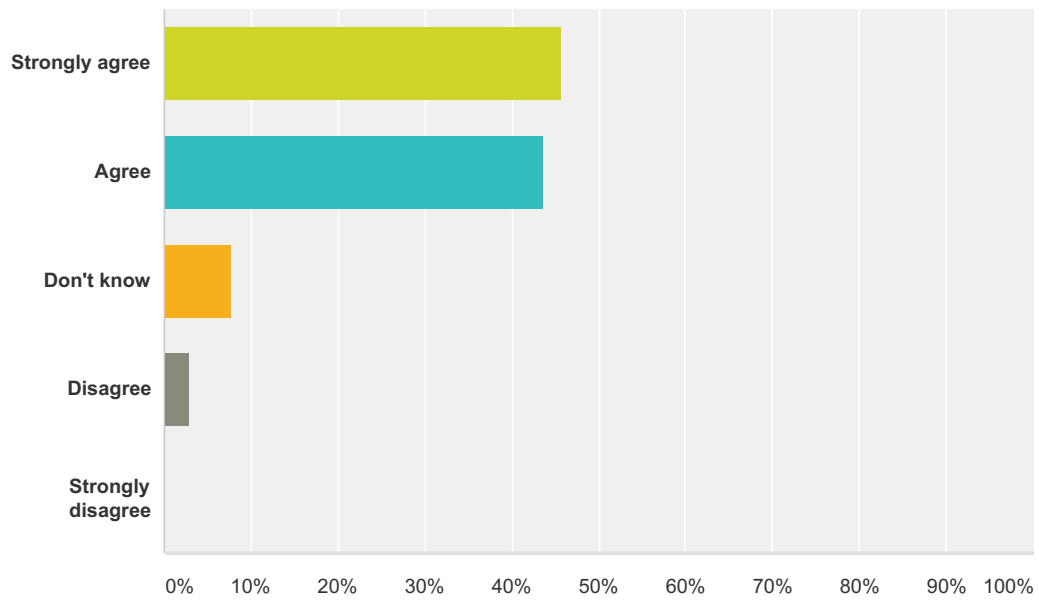
Answered: 385 Skipped: 2



Answer Choices	Responses
Strongly agree	76.62% 295
Agree	21.82% 84
Don't know	0.26% 1
Disagree	1.04% 4
Strongly disagree	0.26% 1
Total	385

Q10 My child has adequate access to technology.

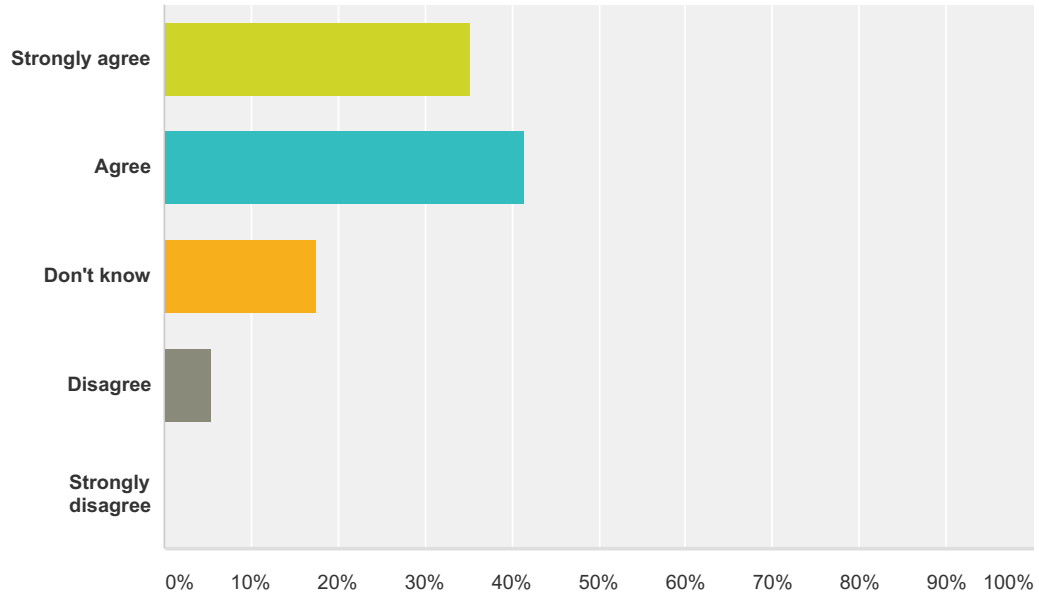
Answered: 385 Skipped: 2



Answer Choices	Responses
Strongly agree	45.71% 176
Agree	43.64% 168
Don't know	7.79% 30
Disagree	2.86% 11
Strongly disagree	0.00% 0
Total	385

Q11 My child is provided with adequate instruction to develop proficiency in technology.

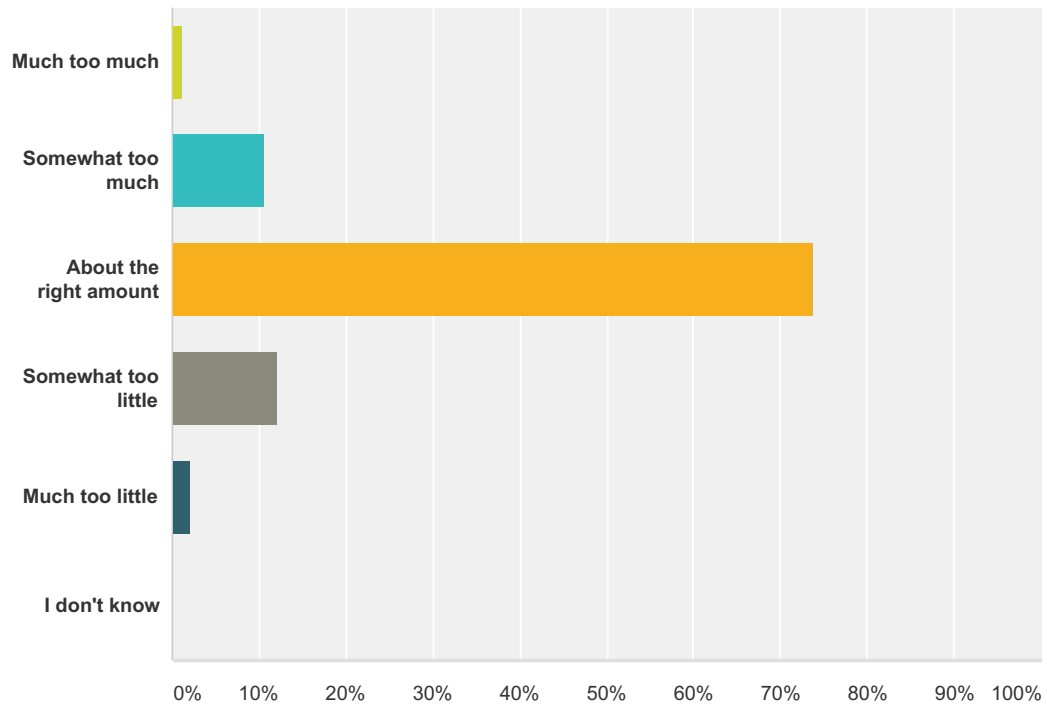
Answered: 386 Skipped: 1



Answer Choices	Responses	Count
Strongly agree	35.23%	136
Agree	41.45%	160
Don't know	17.62%	68
Disagree	5.44%	21
Strongly disagree	0.26%	1
Total		386

Q12 Is your child required to do too much homework, too little homework, or about the right amount of homework?

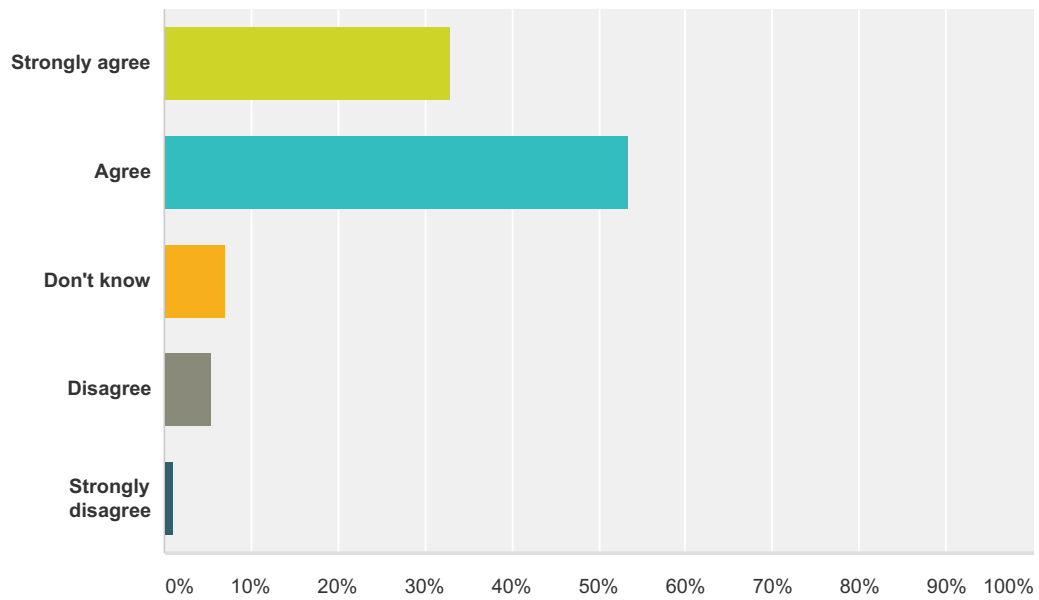
Answered: 387 Skipped: 0



Answer Choices	Responses
Much too much	1.29% 5
Somewhat too much	10.59% 41
About the right amount	73.90% 286
Somewhat too little	12.14% 47
Much too little	2.07% 8
I don't know	0.00% 0
Total	387

Q13 The homework assigned by my child's teacher supports my child's learning.

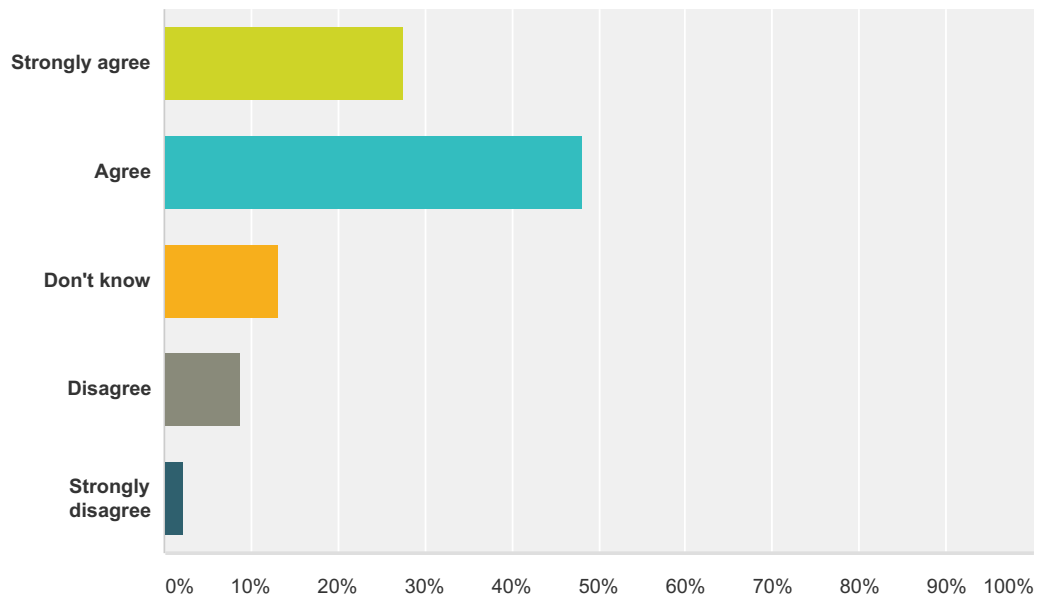
Answered: 382 Skipped: 5



Answer Choices	Responses	Count
Strongly agree	32.98%	126
Agree	53.40%	204
Don't know	7.07%	27
Disagree	5.50%	21
Strongly disagree	1.05%	4
Total		382

Q14 My child receives an appropriate amount of Physical Education at school.

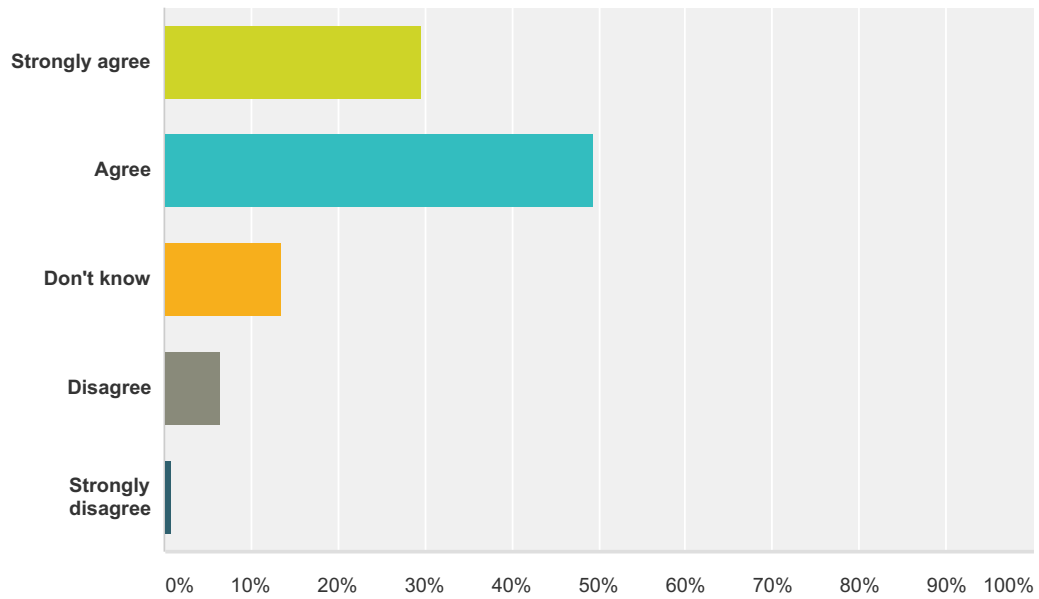
Answered: 386 Skipped: 1



Answer Choices	Responses	Count
Strongly agree	27.46%	106
Agree	48.19%	186
Don't know	13.21%	51
Disagree	8.81%	34
Strongly disagree	2.33%	9
Total		386

Q15 My child receives an appropriate amount of instruction in the Visual and Performing Arts at school.

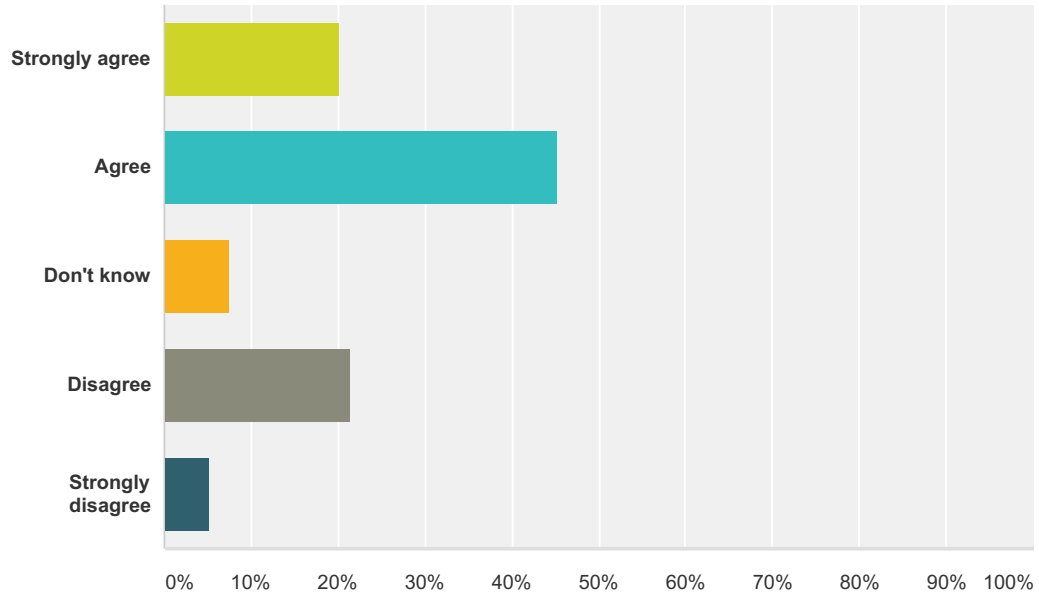
Answered: 384 Skipped: 3



Answer Choices	Responses	Count
Strongly agree	29.69%	114
Agree	49.48%	190
Don't know	13.54%	52
Disagree	6.51%	25
Strongly disagree	0.78%	3
Total		384

Q16 I am satisfied with the number of field trips my child has attended/will attend this school year.

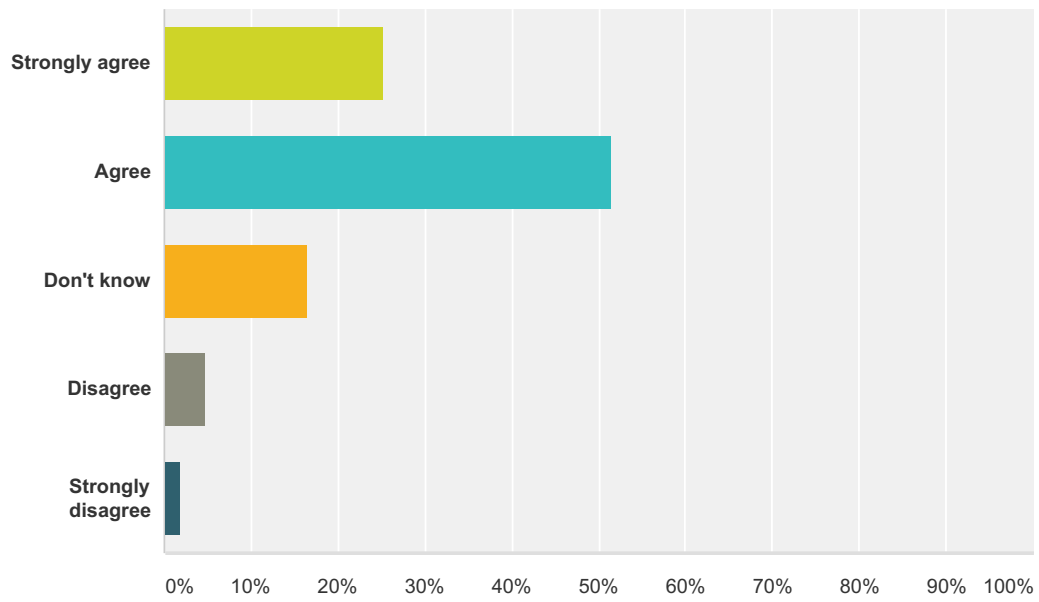
Answered: 381 Skipped: 6



Answer Choices	Responses
Strongly agree	20.21% 77
Agree	45.41% 173
Don't know	7.61% 29
Disagree	21.52% 82
Strongly disagree	5.25% 20
Total	381

Q17 The field trips my child attends are meaningful and support the curriculum.

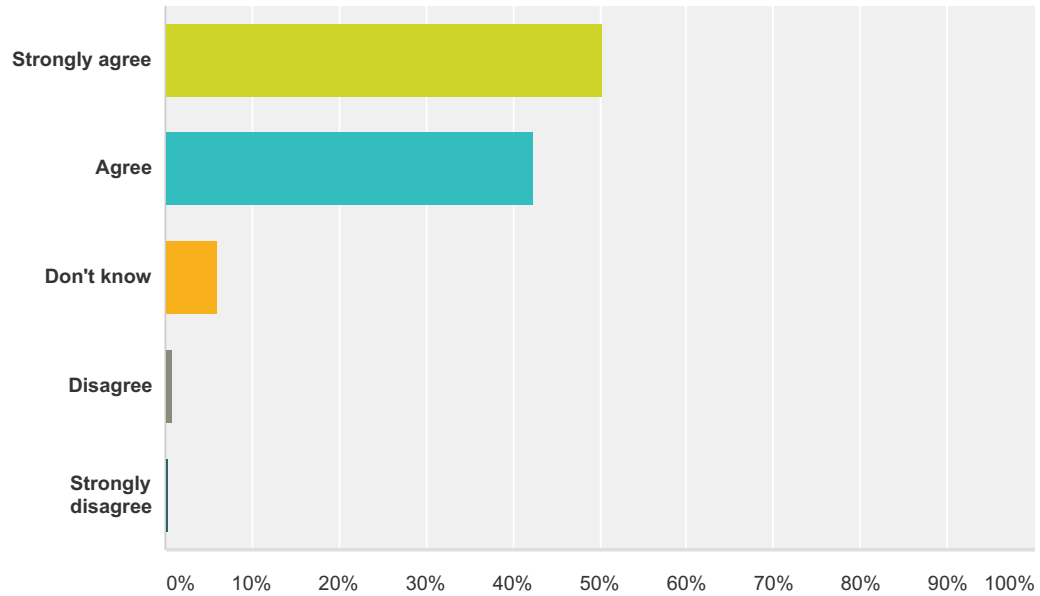
Answered: 380 Skipped: 7



Answer Choices	Responses	Count
Strongly agree	25.26%	96
Agree	51.58%	196
Don't know	16.58%	63
Disagree	4.74%	18
Strongly disagree	1.84%	7
Total		380

**Q18 The school's PBIS "ROAR" rules
(Responsibility, Offer kindness, Always be
safe, and Resolve problems) are effective in
helping anchor a solid character education
program at Twelve Bridges.**

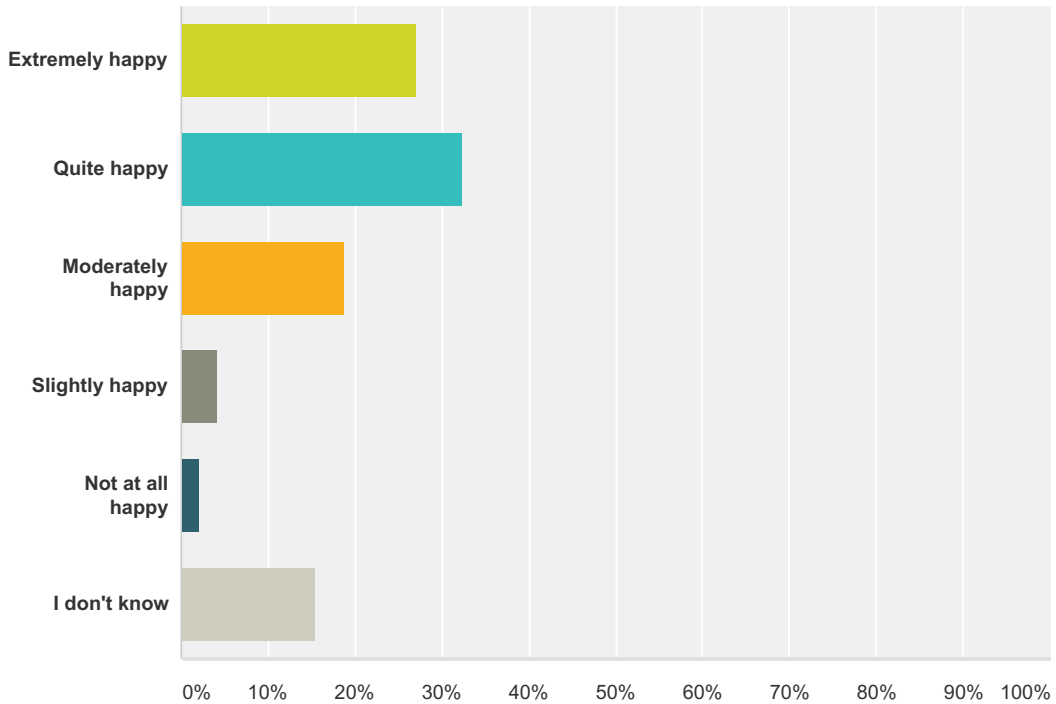
Answered: 385 Skipped: 2



Answer Choices	Responses	Count
Strongly agree	50.39%	194
Agree	42.34%	163
Don't know	5.97%	23
Disagree	0.78%	3
Strongly disagree	0.52%	2
Total		385

Q19 How happy are you with the extracurricular activities offered at Twelve Bridges Elementary (ex. band, choir, bird club, robotics, etc.)?

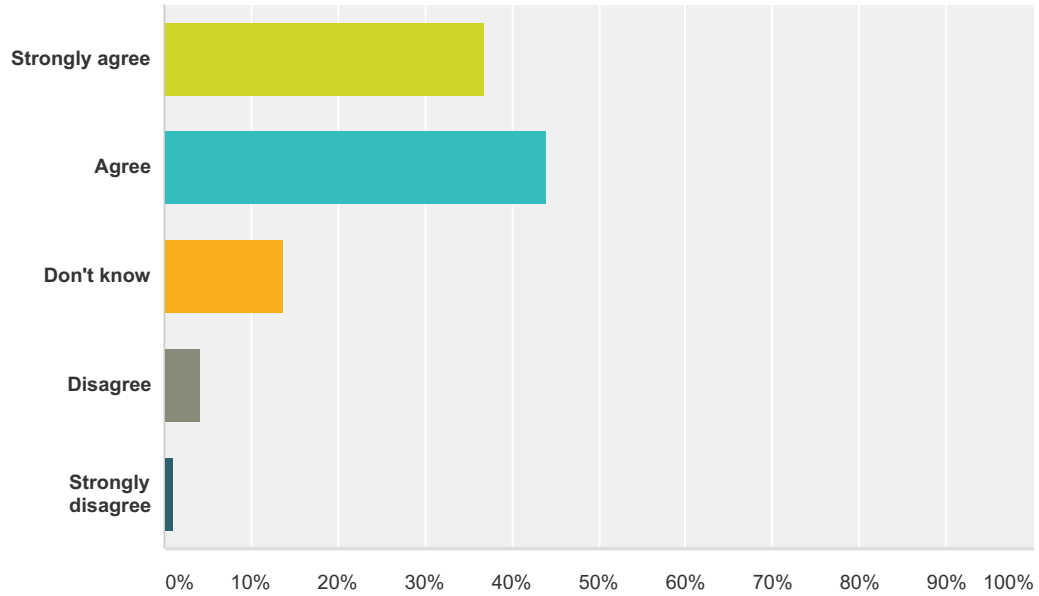
Answered: 383 Skipped: 4



Answer Choices	Responses	
Extremely happy	27.15%	104
Quite happy	32.38%	124
Moderately happy	18.80%	72
Slightly happy	4.18%	16
Not at all happy	2.09%	8
I don't know	15.40%	59
Total		383

Q20 Behavior management and discipline at Twelve Bridges Elementary are consistent, fair, and respectful.

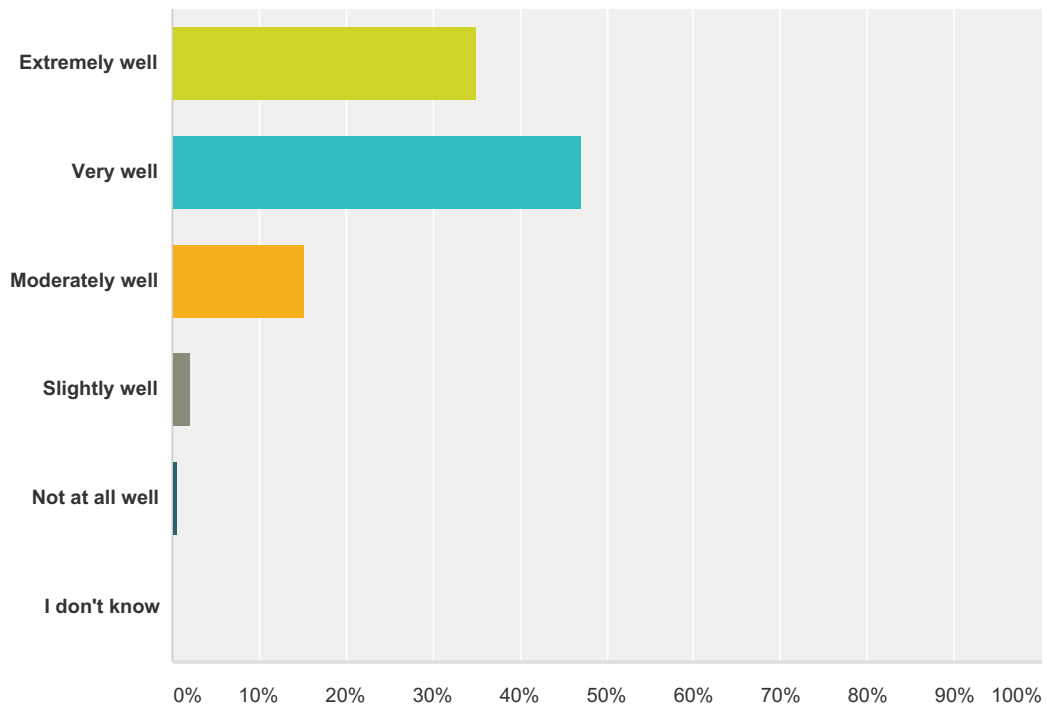
Answered: 384 Skipped: 3



Answer Choices	Responses	Count
Strongly agree	36.98%	142
Agree	44.01%	169
Don't know	13.80%	53
Disagree	4.17%	16
Strongly disagree	1.04%	4
Total		384

Q21 How well does Twelve Bridges Elementary meet your child's needs?

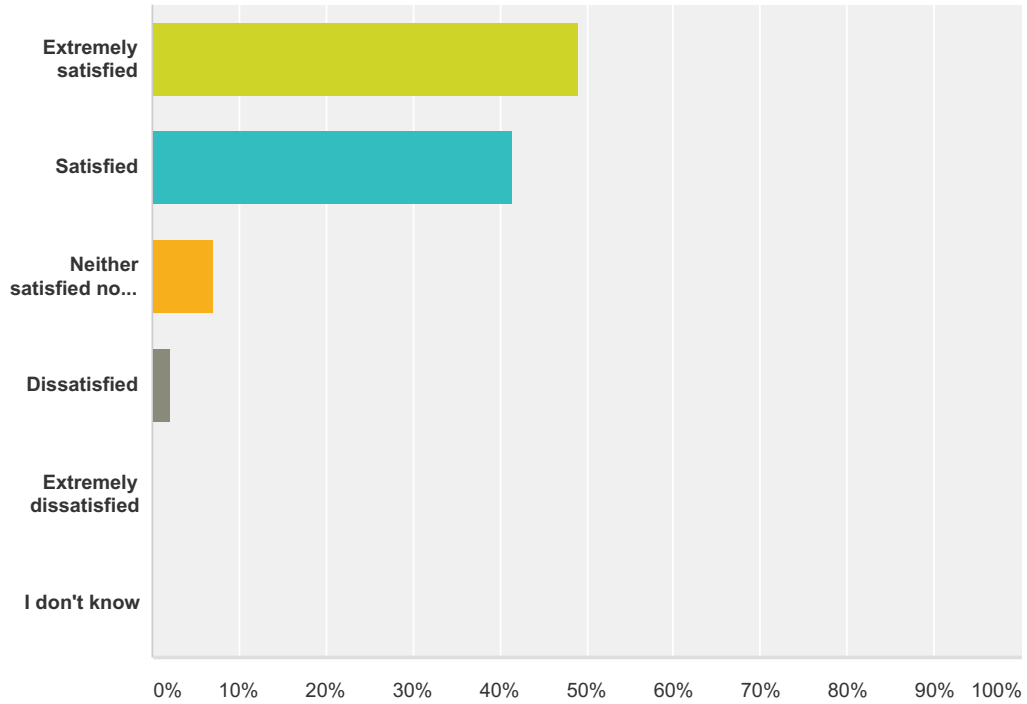
Answered: 383 Skipped: 4



Answer Choices	Responses	Count
Extremely well	34.99%	134
Very well	47.26%	181
Moderately well	15.14%	58
Slightly well	2.09%	8
Not at all well	0.52%	2
I don't know	0.00%	0
Total		383

Q22 How satisfied are you with the overall quality of instruction at Twelve Bridges Elementary?

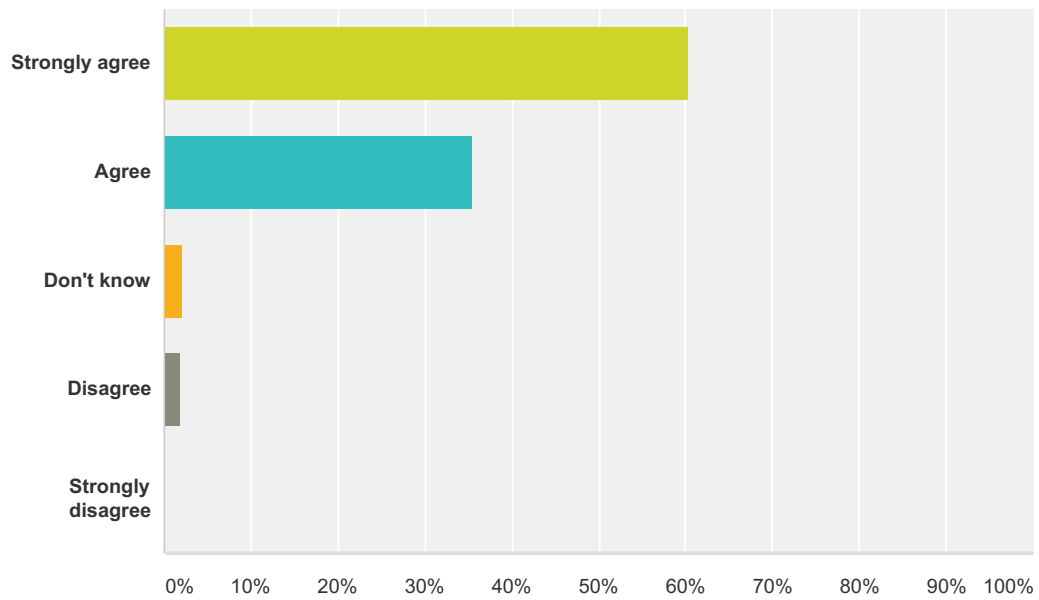
Answered: 383 Skipped: 4



Answer Choices	Responses
Extremely satisfied	49.09% 188
Satisfied	41.51% 159
Neither satisfied nor dissatisfied	7.05% 27
Dissatisfied	2.09% 8
Extremely dissatisfied	0.26% 1
I don't know	0.00% 0
Total	383

Q23 The facilities at Twelve Bridges Elementary are well-maintained and clean.

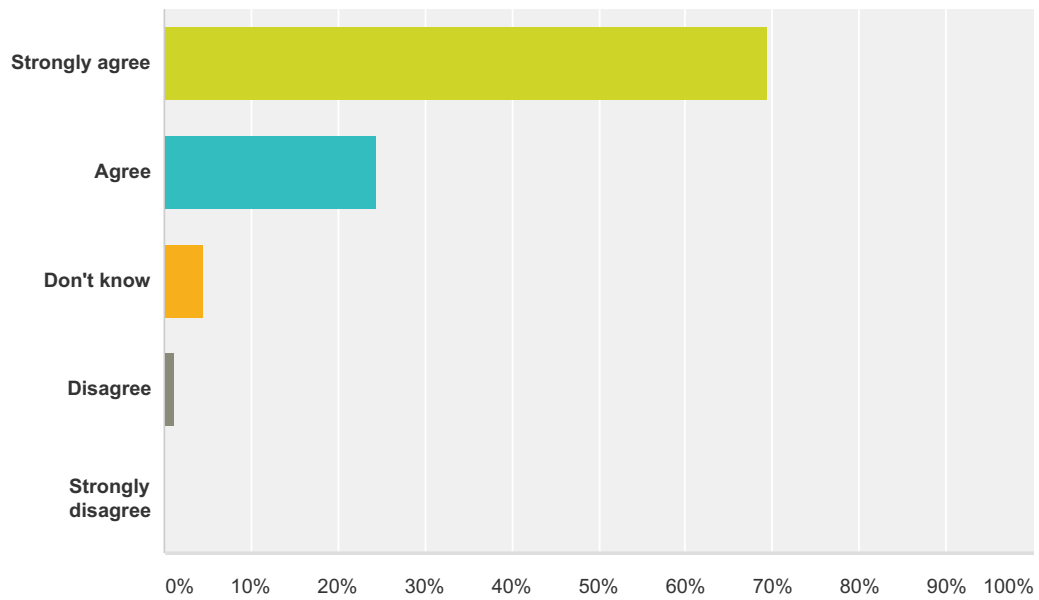
Answered: 384 Skipped: 3



Answer Choices	Responses
Strongly agree	60.42% 232
Agree	35.42% 136
Don't know	2.08% 8
Disagree	1.82% 7
Strongly disagree	0.26% 1
Total	384

Q24 Mr. Cubias provides positive leadership at Twelve Bridges Elementary.

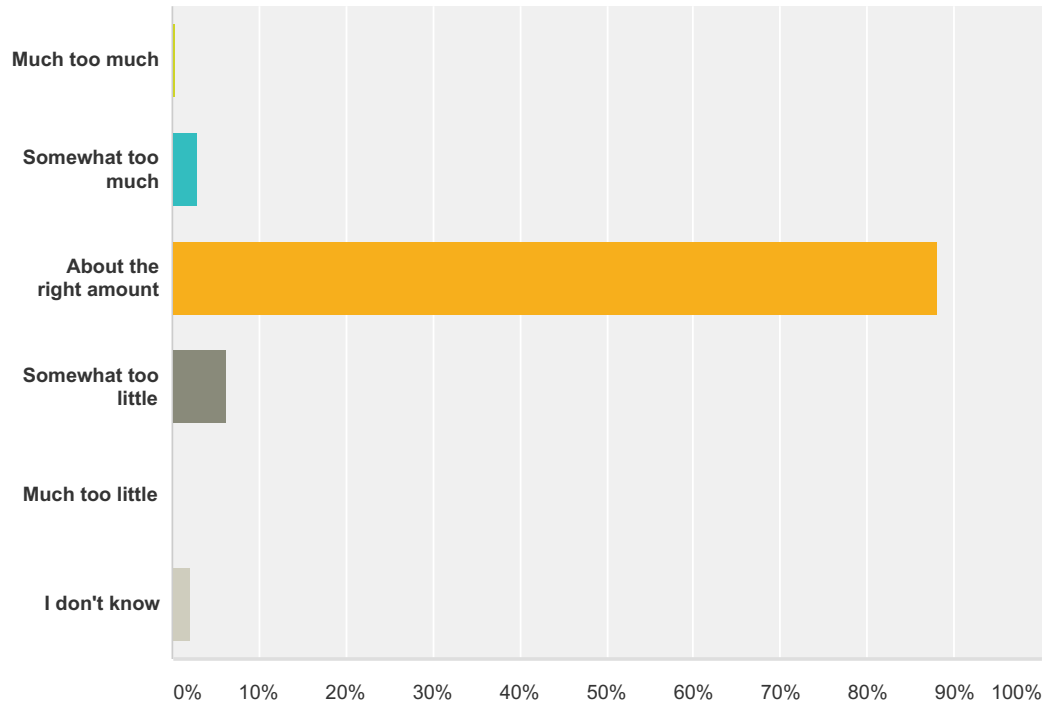
Answered: 384 Skipped: 3



Answer Choices	Responses	Count
Strongly agree	69.53%	267
Agree	24.48%	94
Don't know	4.69%	18
Disagree	1.30%	5
Strongly disagree	0.00%	0
Total		384

Q25 Regarding volunteering/time commitments, do you think Twelve Bridges asks too much, too little, or about the right amount from our parents?

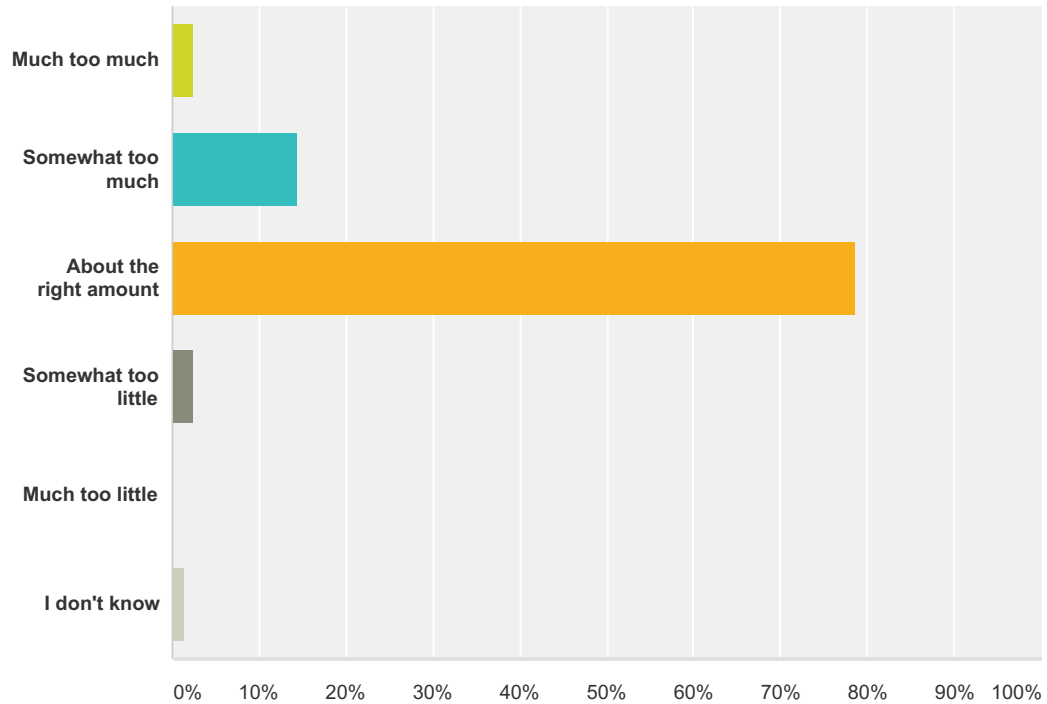
Answered: 385 Skipped: 2



Answer Choices	Responses
Much too much	0.52% 2
Somewhat too much	2.86% 11
About the right amount	88.05% 339
Somewhat too little	6.23% 24
Much too little	0.26% 1
I don't know	2.08% 8
Total	385

Q26 Regarding fundraising/donations, do you think Twelve Bridges asks too much, too little, or about the right amount from our parents?

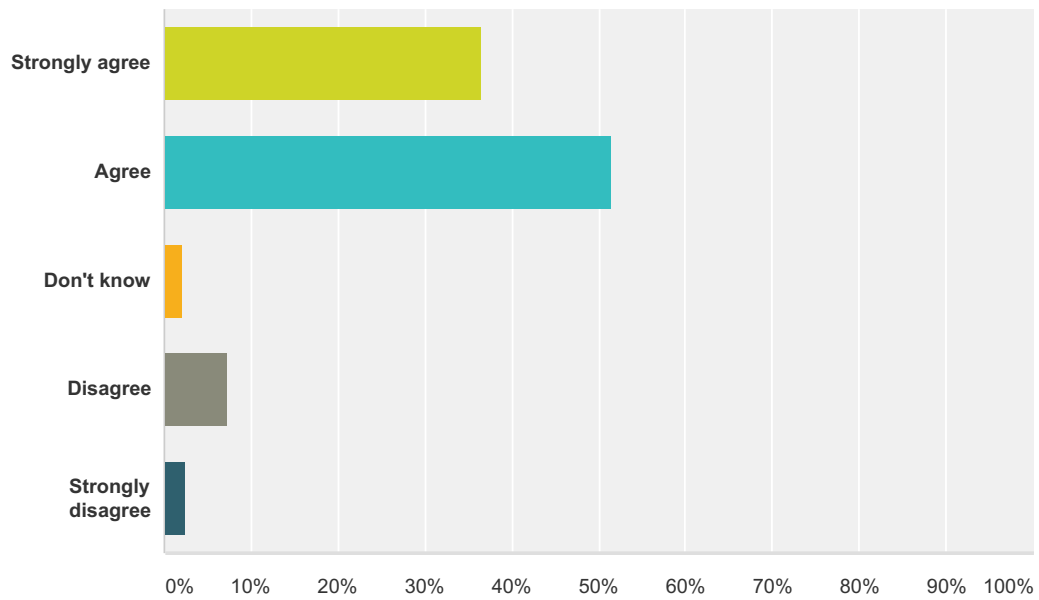
Answered: 384 Skipped: 3



Answer Choices	Responses
Much too much	2.60% 10
Somewhat too much	14.32% 55
About the right amount	78.65% 302
Somewhat too little	2.60% 10
Much too little	0.26% 1
I don't know	1.56% 6
Total	384

Q27 The office staff at school is helpful and friendly.

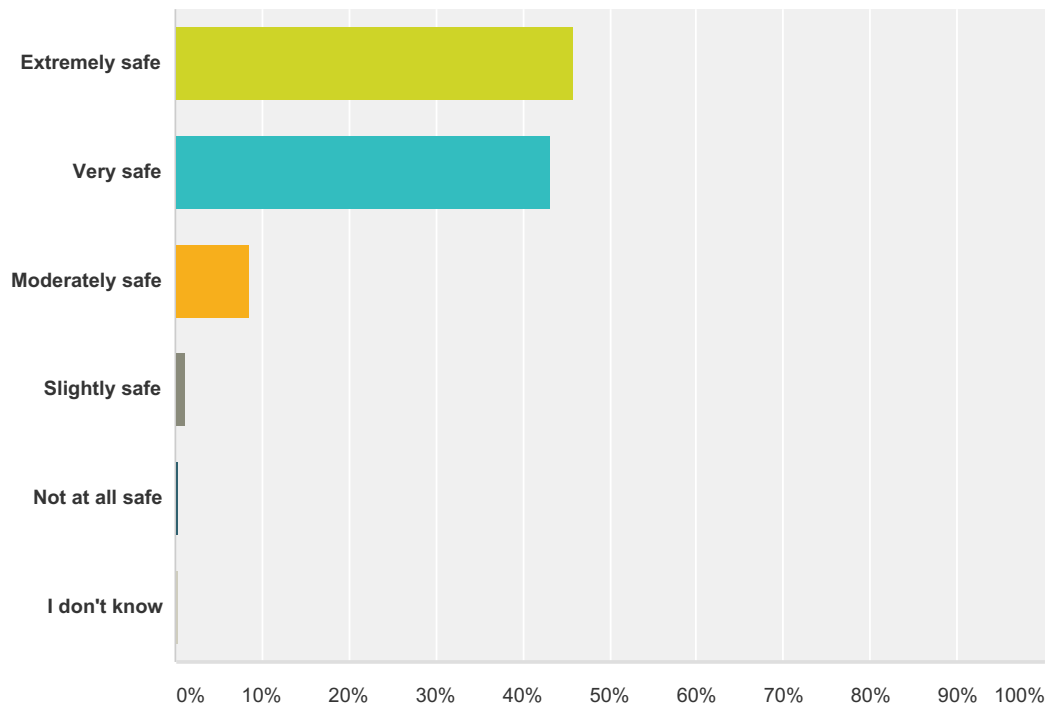
Answered: 384 Skipped: 3



Answer Choices	Responses	
Strongly agree	36.46%	140
Agree	51.56%	198
Don't know	2.08%	8
Disagree	7.29%	28
Strongly disagree	2.60%	10
Total		384

Q28 How physically safe does your child feel at this school?

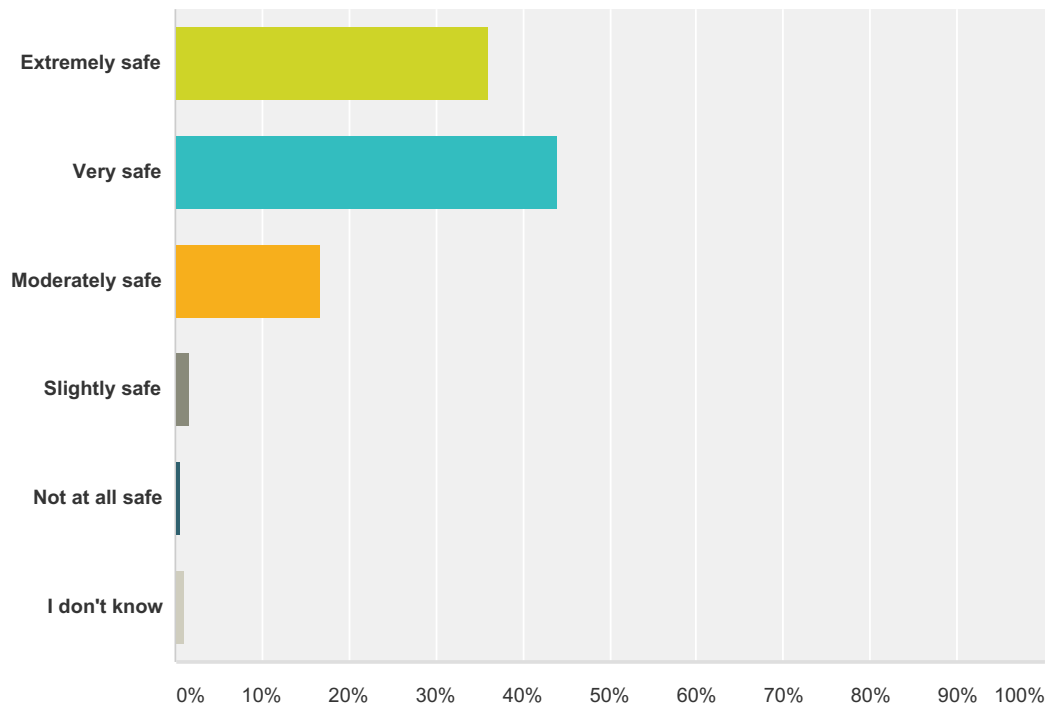
Answered: 384 Skipped: 3



Answer Choices	Responses
Extremely safe	45.83% 176
Very safe	43.23% 166
Moderately safe	8.59% 33
Slightly safe	1.30% 5
Not at all safe	0.52% 2
I don't know	0.52% 2
Total	384

Q29 How emotionally safe does your child feel at this school?

Answered: 383 Skipped: 4



Answer Choices	Responses
Extremely safe	36.03% 138
Very safe	44.13% 169
Moderately safe	16.71% 64
Slightly safe	1.57% 6
Not at all safe	0.52% 2
I don't know	1.04% 4
Total	383

**Q30 What would you say we are doing well
as a school site?**

Answered: 148 Skipped: 239

Q31 What suggestions do you have for improving our school?

Answered: 188 Skipped: 199

Q32 Which programs do you feel are important to keep in place?

Answered: 151 Skipped: 236

Q33 Please feel free to share any other comments with us. If you would like your comment or question to be addressed specifically, please email Mr. Cubias directly at rcubias@wpusd.k12.ca.us.

Answered: 71 Skipped: 316

Q34 Do you feel that as a school, we embody our mission statement? (see below)"Our mission is to develop lifelong learners by providing a comprehensive education for every student which fosters high academic achievement, positive self-worth, and responsible citizenship in an environment of mutual respect, trust, and cooperation among students, staff, and parents."

Answered: 179 Skipped: 208

Q35 Please enter your child's first and last name for a chance to win in the raffle prize drawing. All names will remain anonymous on survey contents.

Answered: 226 Skipped: 161